
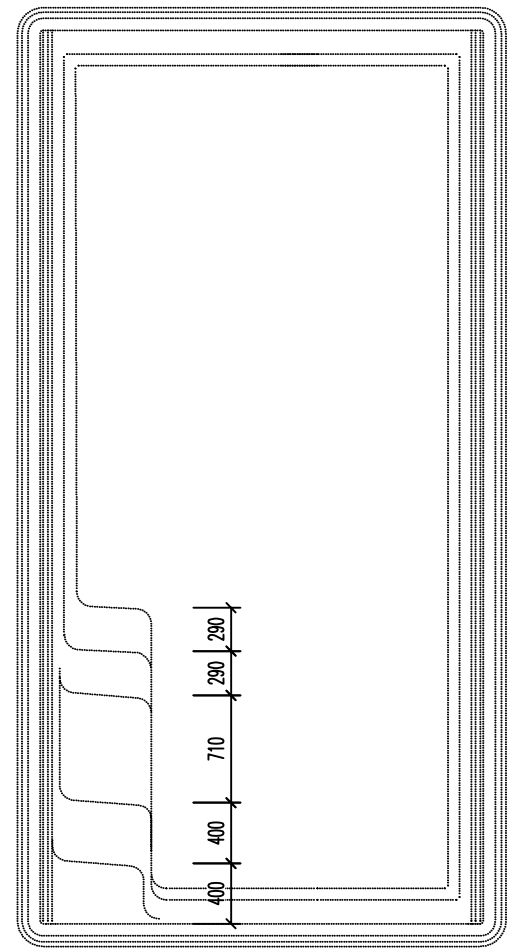
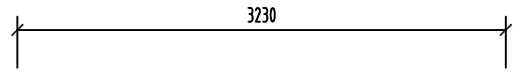



POHLAD ZHORA M 1:50

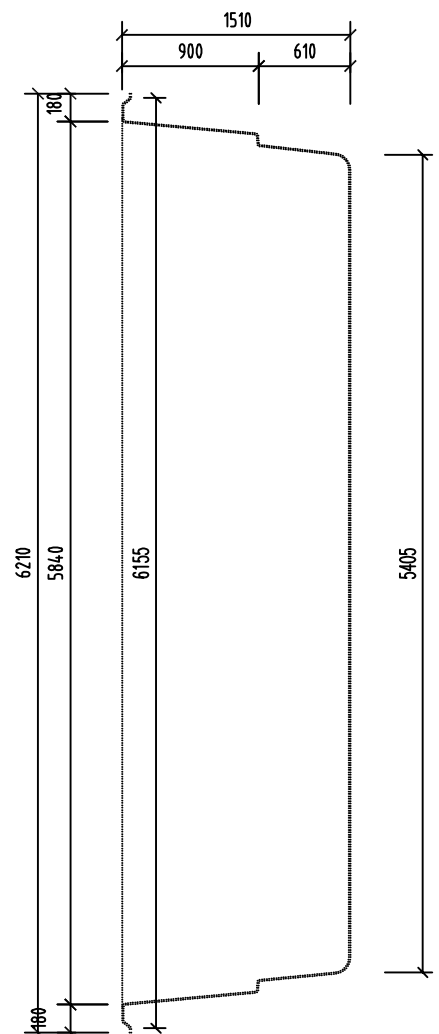
TOP ELEVATION
OBERANSICHT



VERZIA S ROLETOU
ROLLER VERSION
ROLLADER VERSION

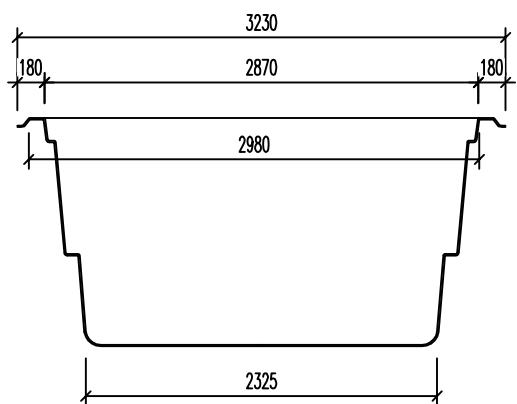


REZ 2-2 M 1:50
LONGITUDINAL SECTION
QUERSCHNITT



REZ 1-1 M 1:50

CROSS SECTION
QUERSCHNITT



POZNÁMKA / NOTE / ANMERKUNG :

HRÚBKA STENY BAZÉNA JE CCA. 10 MM
TOLERANCIA PRESNOSTI 7 - 10 MM

THICKNESS OF THE SIDEWALL OF SWIMMING POOL IS APPROX. 10 MM.
MEASURED WITH TOLERANCE RATE 7 - 10 MM

DIE SCHWIMMBADWAND DUCKE IS CA. 10 MM.
DUCKENTOLERANZ IST 7 - 10 MM.

NÁZOV VÝKRESU:
DRAWING NAME:
ZEICHNUNG NAME:

CLASSIC 62
GEOMETRIA BAZÉNA
GEOMETRY OF SWIMMING POOL
SCHWIMMBAD GEOMETRIE

COMPASS
enjoy the moment

www.compasspools.eu

KRESLIL: DRAWN BY / ZEICHNER:	ING. PETER KALETA	DÁTUM: DATUM / DATUM:	01/2019
MIERKA: SCALE / MASSTABE:	1:50	FORMÁT DRAWING FORMAT / ZEICHNUNG FORMAT:	A3
VERZIA: VERSION: VERSION:	3	ČÍSLO DRAWING NUMBER: ZEICHNUNG NUMBER:	1